

R2 MULTI SHIFT SEATING

ROTARY

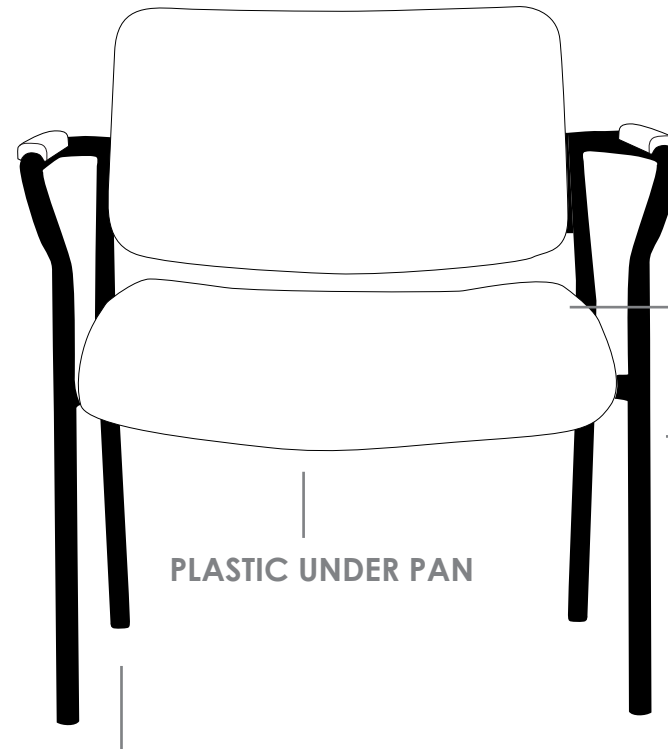


FEATURES

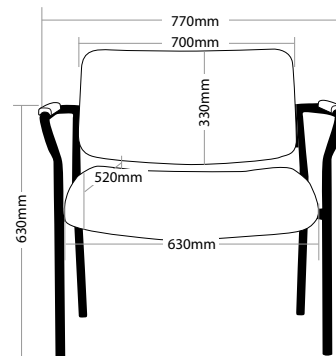
- » Available in 2 seat widths
- » High density foam
- » Plastic under pan
- » Heavy duty black textured metal frame
- » Available in local fabrics
- » Optional frame or base colour (please allow 5 more days)
- » Suitable for indoor use only
- » 7 Year warranty
- » Weight limit is 200kg

INDOOR USE ONLY

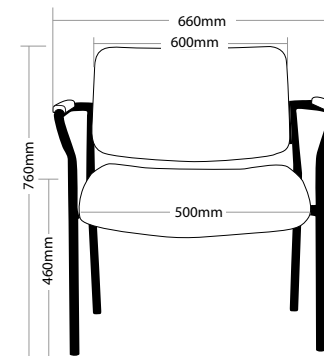
✗ Do not use as a step ladder



Keep a permanent contact between base of chair and floor



ROTARY-700



ROTARY-600

ROTARY MULTI SHIFT SEATING



ROTARY-700



ROTARY-600



SIDE VIEW